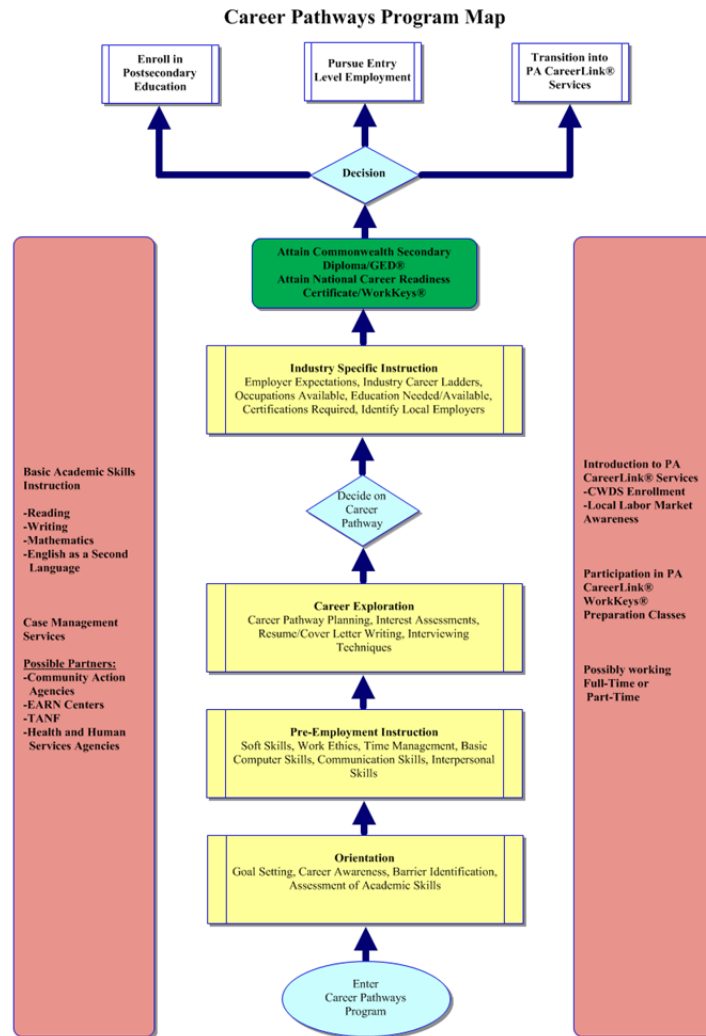


# Career Pathways Maps

## Transportation, Distribution, and Logistics

2012-2013



Institute for the Study of Adult Literacy, Penn State, 2013

The development of this resource was supported in part by the U.S. Department of Education.

However, it does not necessarily reflect the position or policy of the U.S. Department of Education or the Pennsylvania Department of Education and no official endorsement by these agencies should be inferred.

# Career Pathway Map: Accounting Statewide

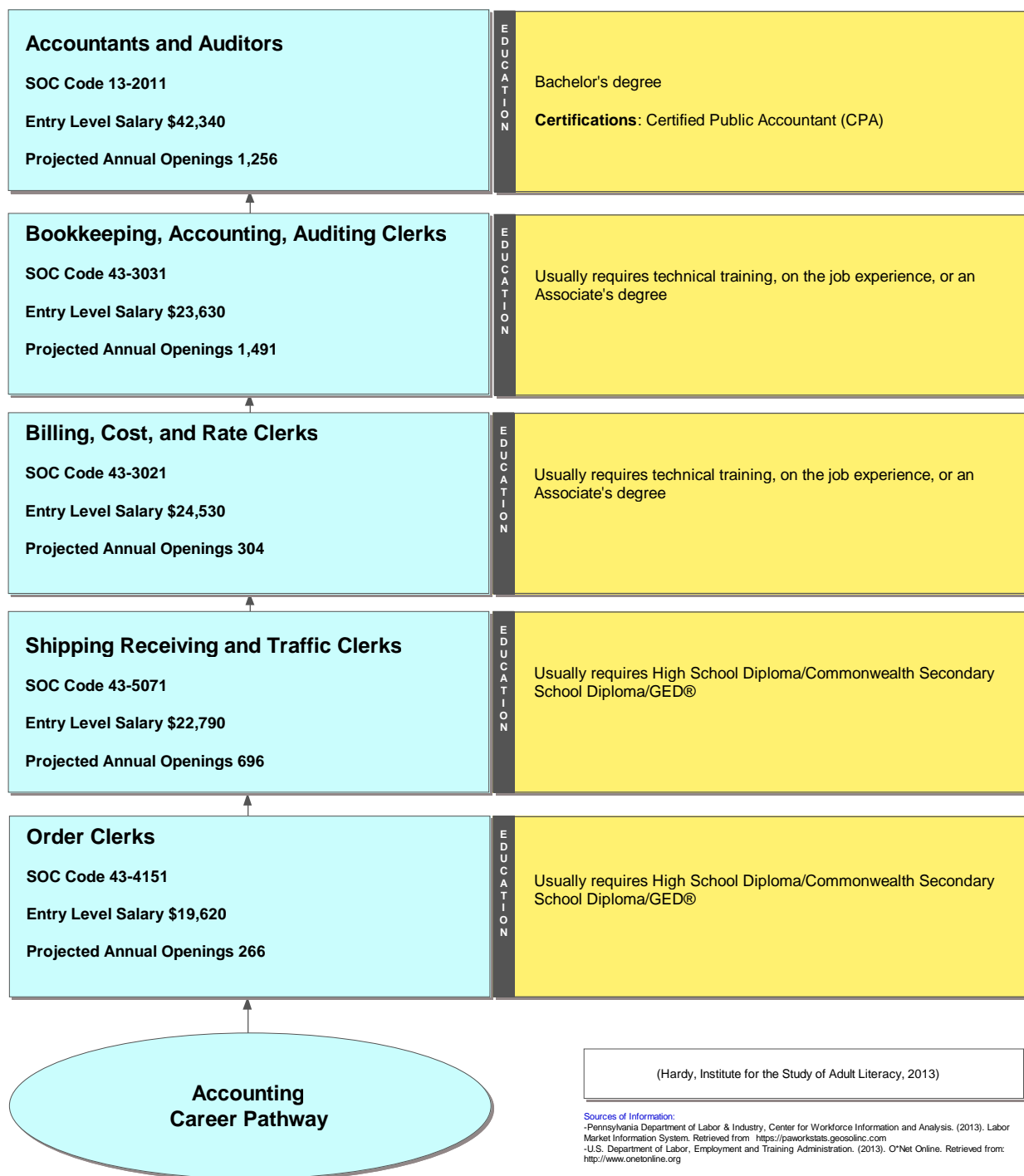
Information contained in this career pathways map encompasses the entire state of Pennsylvania. The information contains projections of anticipated openings, entry level salary, and job growth. Actual career pathways may look different depending on the individual and the local area job market.

## Career Pathways programs provide:

- workplace skills instruction
- GED® Tests preparation
- academic skills specific to the industry
- entrance exam preparation
- postsecondary transition preparation
- English language skills instruction
- goal setting/case management support
- provide employability/soft skills instruction

## Postsecondary education and training available through:

- Local Career and Technology Centers
- Local Business Schools
- Local Technical Schools
- Local Community Colleges
- Local Universities



# Career Pathway Map: Computer Support Statewide

Information contained in this career pathways map encompasses the entire state of Pennsylvania. The information contains projections of anticipated openings, entry level salary, and job growth. Actual career pathways may look different depending on the individual and the local area job market.

## Career Pathways programs provide:

- workplace skills instruction
- GED® Tests preparation
- academic skills specific to the industry
- entrance exam preparation
- postsecondary transition preparation
- English language skills instruction
- goal setting/case management support
- provide employability/soft skills instruction

## Postsecondary education and training available through:

Local Career and Technology Centers  
Local Business Schools  
Local Technical Schools  
Local Community Colleges  
Local Universities

### Computer Systems Analysts

SOC Code 15-1121

Entry Level Salary \$55,542

Projected Annual Openings 929

E  
D  
U  
C  
A  
T  
I  
O  
N

Usually requires technical training, on the job experience, or an Associate's degree

### Network and Computer Systems Administrator

SOC Code 15-1121

Entry Level Salary \$51,542

Projected Annual Openings 530

E  
D  
U  
C  
A  
T  
I  
O  
N

Usually requires technical training, on the job experience, or an Associate's degree

### Database Administrators

SOC Code 15-1141

Entry Level Salary \$50,861

Projected Annual Openings 113

E  
D  
U  
C  
A  
T  
I  
O  
N

Usually requires technical training, on the job experience, or an Associate's degree

### Computer User Support Specialist

SOC Code 15-1150

Entry Level Salary \$25,354

Projected Annual Openings 744

E  
D  
U  
C  
A  
T  
I  
O  
N

Usually requires High School Diploma/Commonwealth Secondary School Diploma/GED®

## Computer Support Career Pathway

(Hardy, Institute for the Study of Adult Literacy, 2013)

#### Sources of Information:

-Pennsylvania Department of Labor & Industry, Center for Workforce Information and Analysis. (2013). Labor Market Information System. Retrieved from <https://paworkstats.geosollinc.com>  
-U.S. Department of Labor, Employment and Training Administration. (2013). O\*Net Online. Retrieved from: <http://www.onetonline.org>

# Career Pathway Map: Construction Workers Statewide

Information contained in this career pathways map encompasses the entire state of Pennsylvania. The information contains projections of anticipated openings, entry level salary, and job growth. Actual career pathways may look different depending on the individual and the local area job market.

## Career Pathways programs provide:

- workplace skills instruction
- GED® Tests preparation
- academic skills specific to the industry
- entrance exam preparation
- postsecondary transition preparation
- English language skills instruction
- goal setting/case management support
- provide employability/soft skills instruction

## Postsecondary education and training available through:

- Local Career and Technology Centers
- Local Business Schools
- Local Technical Schools
- Local Community Colleges
- Local Universities

### Construction Managers

SOC Code 11-9021

Entry Level Salary \$60,690

Projected Annual Openings 259

E  
D  
U  
C  
A  
T  
I  
O  
N

Some require Bachelor's degree

### Supervisors of Construction Trades & Extraction Workers

SOC Code 47-1011

Entry Level Salary \$44,010

Projected Annual Openings 329

E  
D  
U  
C  
A  
T  
I  
O  
N

Usually requires technical training, on the job experience, or an Associate's degree

### Construction Laborers

SOC Code 47-2064

Entry Level Salary \$21,850

Projected Annual Openings 416

E  
D  
U  
C  
A  
T  
I  
O  
N

Usually requires High School Diploma/Commonwealth Secondary School Diploma/GED®

### Helpers - Construction Trades

SOC Code 47-3019

Entry Level Salary \$16,800

Projected Annual Openings 17

E  
D  
U  
C  
A  
T  
I  
O  
N

Usually requires High School Diploma/Commonwealth Secondary School Diploma/GED®

## Construction Workers Career Pathway

(Hardy, Institute for the Study of Adult Literacy, 2013)

## Sources of Information:

-Pennsylvania Department of Labor & Industry, Center for Workforce Information and Analysis. (2013). Labor Market Information System. Retrieved from <https://paworkstats.geosolinc.com>  
 -U.S. Department of Labor, Employment and Training Administration. (2013). O\*Net Online. Retrieved from: <http://www.onetonline.org>

# Career Pathway Map: Customer Service Statewide

Information contained in this career pathways map encompasses the state of Pennsylvania. The information contains projections of anticipated openings and entry level salary. Actual career pathways may look different depending on the individual and the local area job market.

## Career Pathways programs provide:

- workplace skills instruction
- GED® Tests preparation
- academic skills specific to the industry
- entrance exam preparation
- postsecondary transition preparation
- English language skills instruction
- goal setting/case management support
- provide employability/soft skills instruction

## Postsecondary education and training available through:

- Local Career and Technology Centers
- Local Business Schools
- Local Technical Schools
- Local Community Colleges
- Local Universities

### General and Operations Managers

SOC Code 11-1021

Entry Level Salary \$55,810

Projected Annual Openings 967

E  
D  
U  
C  
A  
T  
I  
O  
N

Usually requires technical training, on the job experience, or an Associate's degree

### Cost Estimators

SOC Code 13-1051

Entry Level Salary \$39,050

Projected Annual Openings 304

E  
D  
U  
C  
A  
T  
I  
O  
N

Usually requires technical training, on the job experience, or an Associate's degree; Some require Bachelor's degree

### Customer Service Representatives

SOC Code 43-4051

Entry Level Salary \$22,520

Projected Annual Openings 3,949

E  
D  
U  
C  
A  
T  
I  
O  
N

Usually requires High School Diploma/Commonwealth Secondary School Diploma/GED®

### Customer Service Career Pathway

(Hardy, Institute for the Study of Adult Literacy, 2013)

#### Sources of Information:

- Pennsylvania Department of Labor & Industry, Center for Workforce Information and Analysis. (2013). Labor Market Information System. Retrieved from <https://paworkstats.geosolinc.com>
- U.S. Department of Labor, Employment and Training Administration. (2013). O\*Net Online. Retrieved from: <http://www.onetonline.org>

# Career Pathway Map: Electricians

## Statewide

Information contained in this career pathways map encompasses the entire state of Pennsylvania. The information contains projections of anticipated openings, entry level salary, and job growth. Actual career pathways may look different depending on the individual and the local area job market.

### Career Pathways programs provide:

- workplace skills instruction
- GED® Tests preparation
- academic skills specific to the industry
- entrance exam preparation
- postsecondary transition preparation
- English language skills instruction
- goal setting/case management support
- provide employability/soft skills instruction

### Postsecondary education and training available through:

- Local Career and Technology Centers
- Local Business Schools
- Local Technical Schools
- Local Community Colleges
- Local Universities

### Supervisors of Mechanics, Installers & Repairers

SOC Code 49-1011

Entry Level Salary \$45,390

Projected Annual Openings 350

E  
D  
U  
C  
A  
T  
I  
O  
N

Usually requires technical training, on the job experience, or an Associate's degree

### Electrical and Electronics Installers & Repairers, Transportation Equipment

SOC Code 49-2093

Entry Level Salary \$33,070

Projected Annual Openings 7

E  
D  
U  
C  
A  
T  
I  
O  
N

Usually requires technical training, on the job experience, or an Associate's degree

### Electricians

SOC Code 47-2111

Entry Level Salary \$35,570

Projected Annual Openings 679

E  
D  
U  
C  
A  
T  
I  
O  
N

Usually requires technical training, on the job experience, or an Associate's degree

### Helpers - Installation, Maintenance & Repair Workers

SOC Code 49-9098

Entry Level Salary \$17,810

Projected Annual Openings 163

E  
D  
U  
C  
A  
T  
I  
O  
N

Usually requires High School Diploma/Commonwealth Secondary School Diploma/GED®

### Electricians Career Pathway

(Hardy, Institute for the Study of Adult Literacy, 2013)

#### Sources of Information:

- Pennsylvania Department of Labor & Industry, Center for Workforce Information and Analysis. (2013). Labor Market Information System. Retrieved from <https://paworkstats.geosolinc.com>
- U.S. Department of Labor, Employment and Training Administration. (2013). O\*Net Online. Retrieved from: <http://www.onetonline.org>

# Career Pathway Map: Extraction Workers Statewide

Information contained in this career pathways map encompasses the entire state of Pennsylvania. The information contains projections of anticipated openings, entry level salary, and job growth. Actual career pathways may look different depending on the individual and the local area job market.

## Career Pathways programs provide:

- workplace skills instruction
- GED® Tests preparation
- academic skills specific to the industry
- entrance exam preparation
- postsecondary transition preparation
- English language skills instruction
- goal setting/case management support
- provide employability/soft skills instruction

## Postsecondary education and training available through:

- Local Career and Technology Centers
- Local Business Schools
- Local Technical Schools
- Local Community Colleges
- Local Universities

### Supervisors of Construction Trades & Extraction Workers

SOC Code 47-1011

Entry Level Salary \$44,010

Projected Annual Openings 329

E  
D  
U  
C  
A  
T  
I  
O  
N

Usually requires technical training, on the job experience, or an Associate's degree

### Construction Laborers and Material Movers

SOC Code 47-2061

Entry Level Salary \$21,850

Projected Annual Openings 416

E  
D  
U  
C  
A  
T  
I  
O  
N

Usually requires High School Diploma/Commonwealth Secondary School Diploma/GED®

### Roustabouts, Oil and Gas

SOC Code 47-5071

Entry Level Salary \$24,070

Projected Annual Openings 61

E  
D  
U  
C  
A  
T  
I  
O  
N

Usually requires High School Diploma/Commonwealth Secondary School Diploma/GED®

### Helpers-Extraction Workers

SOC Code 47-5081

Entry Level Salary \$24,680

Projected Annual Openings 33

E  
D  
U  
C  
A  
T  
I  
O  
N

Usually requires High School Diploma/Commonwealth Secondary School Diploma/GED®

## Extraction Workers Career Pathway

(Hardy, Institute for the Study of Adult Literacy, 2013)

## Sources of Information:

- Pennsylvania Department of Labor & Industry, Center for Workforce Information and Analysis. (2013). Labor Market Information System. Retrieved from <https://paworkstats.geosolinc.com>
- U.S. Department of Labor, Employment and Training Administration. (2013). O\*Net Online. Retrieved from: <http://www.onetonline.org>

# Career Pathway Map: Maintenance Statewide

Information contained in this career pathways map encompasses the entire state of Pennsylvania. The information contains projections of anticipated openings, entry level salary, and job growth. Actual career pathways may look different depending on the individual and the local area job market.

## Career Pathways programs provide:

- workplace skills instruction
- GED® Tests preparation
- academic skills specific to the industry
- entrance exam preparation
- postsecondary transition preparation
- English language skills instruction
- goal setting/case management support
- provide employability/soft skills instruction

## Postsecondary education and training available through:

- Local Career and Technology Centers
- Local Business Schools
- Local Technical Schools
- Local Community Colleges
- Local Universities

### Supervisors of Mechanics, Installers & Repairers

SOC Code 49-1011

Entry Level Salary \$45,390

Projected Annual Openings 350

E  
D  
U  
C  
A  
T  
I  
O  
N

Usually requires technical training, on the job experience, or an Associate's degree

### Industrial Machinery Mechanics

SOC Code 49-9041

Entry Level Salary \$32,900

Projected Annual Openings 401

E  
D  
U  
C  
A  
T  
I  
O  
N

Usually requires technical training, on the job experience, or an Associate's degree

**Certifications:** Instrument Control Technology, Industrial Maintenance Technology

### Maintenance Workers, Machinery

SOC Code 49-9043

Entry Level Salary \$28,040

Projected Annual Openings 217

E  
D  
U  
C  
A  
T  
I  
O  
N

Usually requires technical training, on the job experience, or an Associate's degree

### Helpers - Installation, Maintenance & Repair Workers

SOC Code 49-9098

Entry Level Salary \$17,810

Projected Annual Openings 163

E  
D  
U  
C  
A  
T  
I  
O  
N

Usually requires High School Diploma/Commonwealth Secondary School Diploma/GED®

## Maintenance Career Pathway

(Hardy, Institute for the Study of Adult Literacy, 2013)

## Sources of Information:

- Pennsylvania Department of Labor & Industry, Center for Workforce Information and Analysis. (2013). Labor Market Information System. Retrieved from <https://paworkstats.geosolinc.com>
- U.S. Department of Labor, Employment and Training Administration. (2013). O\*Net Online. Retrieved from: <http://www.onetonline.org>



# Career Pathway Map: Mechanics

## Statewide

Information contained in this career pathways map encompasses the entire state of Pennsylvania. The information contains projections of anticipated openings, entry level salary, and job growth. Actual career pathways may look different depending on the individual and the local area job market.

### Career Pathways programs provide:

- workplace skills instruction
- GED® Tests preparation
- academic skills specific to the industry
- entrance exam preparation
- postsecondary transition preparation
- English language skills instruction
- goal setting/case management support
- provide employability/soft skills instruction

### Postsecondary education and training available through:

Local Career and Technology Centers  
Local Business Schools  
Local Technical Schools  
Local Community Colleges  
Local Universities

### National Institute for Automotive Service Excellence

...

### Supervisors of Mechanics, Installers & Repairers

SOC Code 49-1011

Entry Level Salary \$45,390

Projected Annual Openings 350

E  
D  
U  
C  
A  
T  
I  
O  
N

Usually requires technical training, on the job experience, or an Associate's degree

### Mobile Heavy Equipment Mechanics

SOC Code 49-3042

Entry Level Salary \$33,520

Projected Annual Openings 156

E  
D  
U  
C  
A  
T  
I  
O  
N

Usually requires technical training, on the job experience, or an Associate's degree

**Certifications:** Automotive Service Excellence Certification, Medium-Heavy Truck Certification

### Bus, Truck and Diesel Engine Mechanics

SOC Code 49-3031

Entry Level Salary \$29,900

Projected Annual Openings 310

E  
D  
U  
C  
A  
T  
I  
O  
N

Usually requires technical training, on the job experience, or an Associate's degree

**Certifications:** Automotive Service Excellence Certification, Electrical Diesel Engine Diagnosis Specialist Certification

### Automotive Master Mechanic

SOC Code 49-3023

Entry Level Salary \$23,960

Projected Annual Openings 904

E  
D  
U  
C  
A  
T  
I  
O  
N

Usually requires technical training, on the job experience, or an Associate's degree

**Certifications:** Automotive Service Excellence Certification, Automobile Light Truck Certification

### Mechanic Career Pathway

(Hardy, Institute for the Study of Adult Literacy, 2013)

#### Sources of Information:

-Pennsylvania Department of Labor & Industry, Center for Workforce Information and Analysis. (2013). Labor Market Information System. Retrieved from <https://paworkstats.geosolinc.com>  
-U.S. Department of Labor, Employment and Training Administration. (2013). O\*Net Online. Retrieved from: <http://www.onetonline.org>

# Career Pathway Map: Office Workers

## Statewide

Information contained in this career pathways map encompasses the entire state of Pennsylvania. The information contains projections of anticipated openings, entry level salary, and job growth. Actual career pathways may look different depending on the individual and the local area job market.

### Career Pathways programs provide:

- workplace skills instruction
- GED® Tests preparation
- academic skills specific to the industry
- entrance exam preparation
- postsecondary transition preparation
- English language skills instruction
- goal setting/case management support
- provide employability/soft skills instruction

### Postsecondary education and training available through:

- Local Career and Technology Centers
- Local Business Schools
- Local Technical Schools
- Local Community Colleges
- Local Universities

### Supervisors of Office and Administrative Support Workers

SOC Code 43-1011

Entry Level Salary \$34,630

Projected Annual Openings 1,069

E  
D  
U  
C  
A  
T  
I  
O  
N

Usually requires technical training, on the job experience, or an Associate's degree

### Executive Secretaries and Administrative Assistants

SOC Code 43-6011

Entry Level Salary \$33,560

Projected Annual Openings 776

E  
D  
U  
C  
A  
T  
I  
O  
N

Usually requires technical training, on the job experience, or an Associate's degree

### Secretaries and Administrative Assistants

SOC Code 43-6014

Entry Level Salary \$22,160

Projected Annual Openings 1,498

E  
D  
U  
C  
A  
T  
I  
O  
N

Usually requires technical training, on the job experience, or an Associate's degree

### Office Clerks

SOC Code 43-9061

Entry Level Salary \$19,200

Projected Annual Openings 3,261

E  
D  
U  
C  
A  
T  
I  
O  
N

Usually requires High School Diploma/Commonwealth Secondary School Diploma/GED®

### Office Workers Career Pathway

(Hardy, Institute for the Study of Adult Literacy, 2013)

#### Sources of Information:

- Pennsylvania Department of Labor & Industry, Center for Workforce Information and Analysis. (2013). Labor Market Information System. Retrieved from <https://paworkstats.geosolinc.com>
- U.S. Department of Labor, Employment and Training Administration. (2013). O\*Net Online. Retrieved from: <http://www.onetonline.org>

# Career Pathway Map: Computer Programmers

## Statewide

Information contained in this career pathways map encompasses the entire state of Pennsylvania. The information contains projections of anticipated openings, entry level salary, and job growth. Actual career pathways may look different depending on the individual and the local area job market.

### Career Pathways programs provide:

- workplace skills instruction
- GED® Tests preparation
- academic skills specific to the industry
- entrance exam preparation
- postsecondary transition preparation
- English language skills instruction
- goal setting/case management support
- provide employability/soft skills instruction

### Postsecondary education and training available through:

- Local Career and Technology Centers
- Local Business Schools
- Local Technical Schools
- Local Community Colleges
- Local Universities

### Computer and Information Systems Managers

SOC Code 11-3021

Entry Level Salary \$77,370

Projected Annual Openings 184

E  
D  
U  
C  
A  
T  
I  
O  
N

Usually requires technical training, on the job experience, or an Associate's degree

Most of these occupations require a four-year Bachelor's degree

### Software Developers, Systems Software

SOC Code 15-1133

Entry Level Salary \$62,515

Projected Annual Openings 293

E  
D  
U  
C  
A  
T  
I  
O  
N

Usually requires technical training, on the job experience, or an Associate's degree

Most of these occupations require a four-year Bachelor's degree

### Software Developers, Applications Systems

SOC Code 15-1132

Entry Level Salary \$59,040

Projected Annual Openings 530

E  
D  
U  
C  
A  
T  
I  
O  
N

Usually requires technical training, on the job experience, or an Associate's degree

Some require a four-year Bachelor's degree

### Computer Programmers

SOC Code 15-1131

Entry Level Salary \$54,183

Projected Annual Openings 422

E  
D  
U  
C  
A  
T  
I  
O  
N

Usually requires technical training, on the job experience, or an Associate's degree

### Web Developers

SOC Code 15-1134

Entry Level Salary \$51,075

Projected Annual Openings 146

E  
D  
U  
C  
A  
T  
I  
O  
N

Usually requires technical training, on the job experience, or an Associate's degree

**Computer Programmers  
Career Pathway**

(Hardy, Institute for the Study of Adult Literacy, 2013)

#### Sources of Information:

- Pennsylvania Department of Labor & Industry, Center for Workforce Information and Analysis. (2013). Labor Market Information System. Retrieved from <https://paworkstats.geosonline.com>
- U.S. Department of Labor, Employment and Training Administration. (2013). O\*Net Online. Retrieved from: <http://www.onetonline.org>

# Career Pathway Map: Sales Statewide

Information contained in this career pathways map encompasses the entire state of Pennsylvania. The information contains projections of anticipated openings, entry level salary, and job growth. Actual career pathways may look different depending on the individual and the local area job market.

## Career Pathways programs provide:

- workplace skills instruction
- GED® Tests preparation
- academic skills specific to the industry
- entrance exam preparation
- postsecondary transition preparation
- English language skills instruction
- goal setting/case management support
- provide employability/soft skills instruction

## Postsecondary education and training available through:

- Local Career and Technology Centers
- Local Business Schools
- Local Technical Schools
- Local Community Colleges
- Local Universities

### Sales Managers

SOC Code 11-2022

Entry Level Salary \$61,060

Projected Annual Openings 228

E  
D  
U  
C  
A  
T  
I  
O  
N

Most require Bachelor's degree

### Sales Representatives, Wholesale and Manufacturing

SOC Code 41-4012

Entry Level Salary \$35,610

Projected Annual Openings 2,007

E  
D  
U  
C  
A  
T  
I  
O  
N

Some require Bachelor's degree

### Order Fillers, Wholesale and Retail Sales

SOC Code 43-5081

Entry Level Salary \$16,990

Projected Annual Openings 1,704

E  
D  
U  
C  
A  
T  
I  
O  
N

Usually requires High School Diploma/Commonwealth Secondary School Diploma/GED®

### Customer Service Representatives

SOC Code 43-4051

Entry Level Salary \$22,520

Projected Annual Openings 3,949

E  
D  
U  
C  
A  
T  
I  
O  
N

Usually requires High School Diploma/Commonwealth Secondary School Diploma/GED®

**Sales  
Career Pathway**

(Hardy, Institute for the Study of Adult Literacy, 2013)

#### Sources of Information:

- Pennsylvania Department of Labor & Industry, Center for Workforce Information and Analysis. (2013). Labor Market Information System. Retrieved from <https://paworkstats.geosolinc.com>
- U.S. Department of Labor, Employment and Training Administration. (2013). O\*Net Online. Retrieved from: <http://www.onetonline.org>

# Career Pathway Map: Shipping and Receiving Statewide

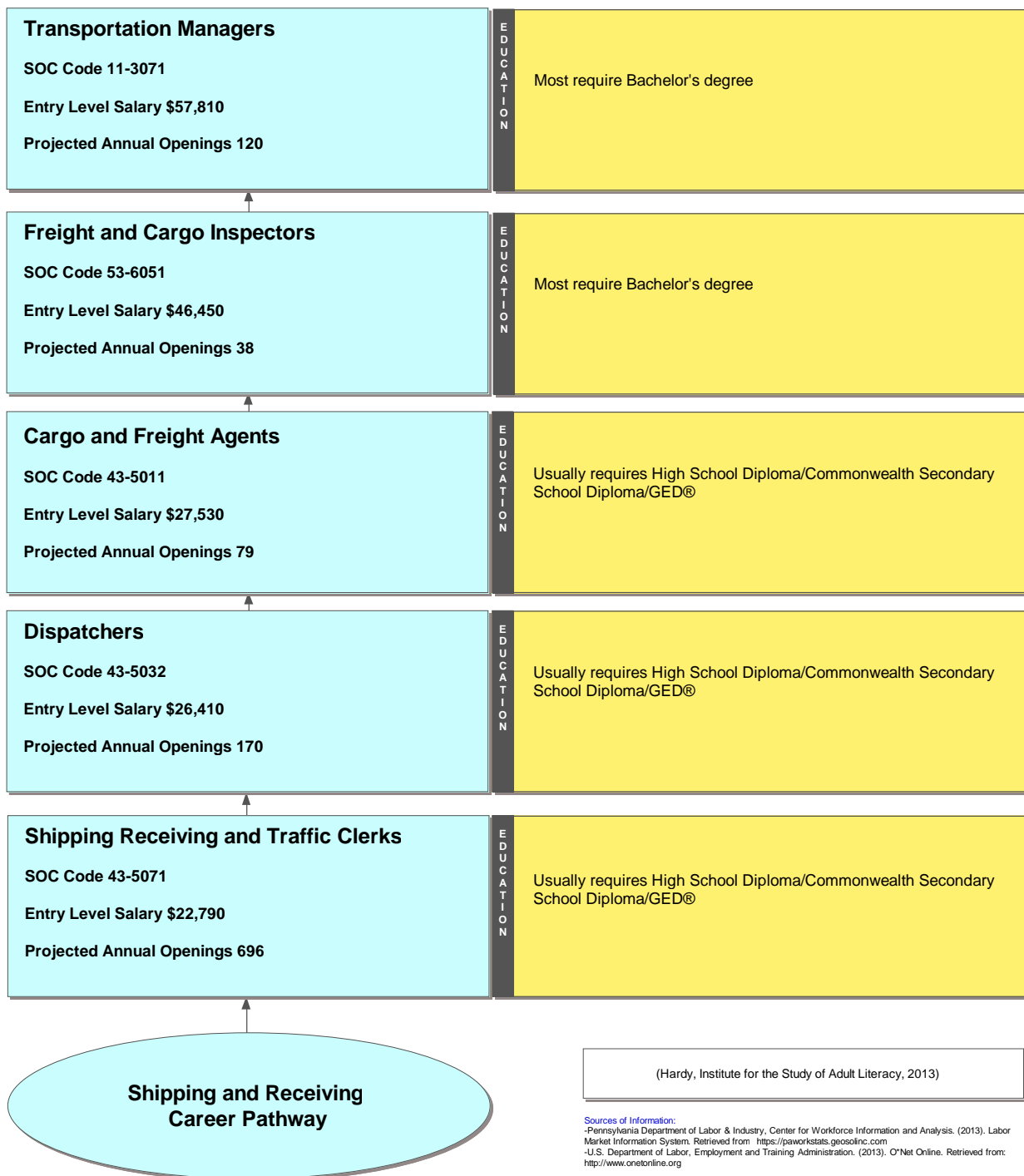
Information contained in this career pathways map encompasses the entire state of Pennsylvania. The information contains projections of anticipated openings, entry level salary, and job growth. Actual career pathways may look different depending on the individual and the local area job market.

## Career Pathways programs provide:

- workplace skills instruction
- GED® Tests preparation
- academic skills specific to the industry
- entrance exam preparation
- postsecondary transition preparation
- English language skills instruction
- goal setting/case management support
- provide employability/soft skills instruction

## Postsecondary education and training available through:

- Local Career and Technology Centers
- Local Business Schools
- Local Technical Schools
- Local Community Colleges
- Local Universities



# Career Pathway Map: Surveyors Statewide

Information contained in this career pathways map encompasses the entire state of Pennsylvania. The information contains projections of anticipated openings, entry level salary, and job growth. Actual career pathways may look different depending on the individual and the local area job market.

## Career Pathways programs provide:

- workplace skills instruction
- GED® Tests preparation
- academic skills specific to the industry
- entrance exam preparation
- postsecondary transition preparation
- English language skills instruction
- goal setting/case management support
- provide employability/soft skills instruction

## Postsecondary education and training available through:

- Local Career and Technology Centers
- Local Business Schools
- Local Technical Schools
- Local Community Colleges
- Local Universities

