

Career Pathway Map: Accounting Statewide

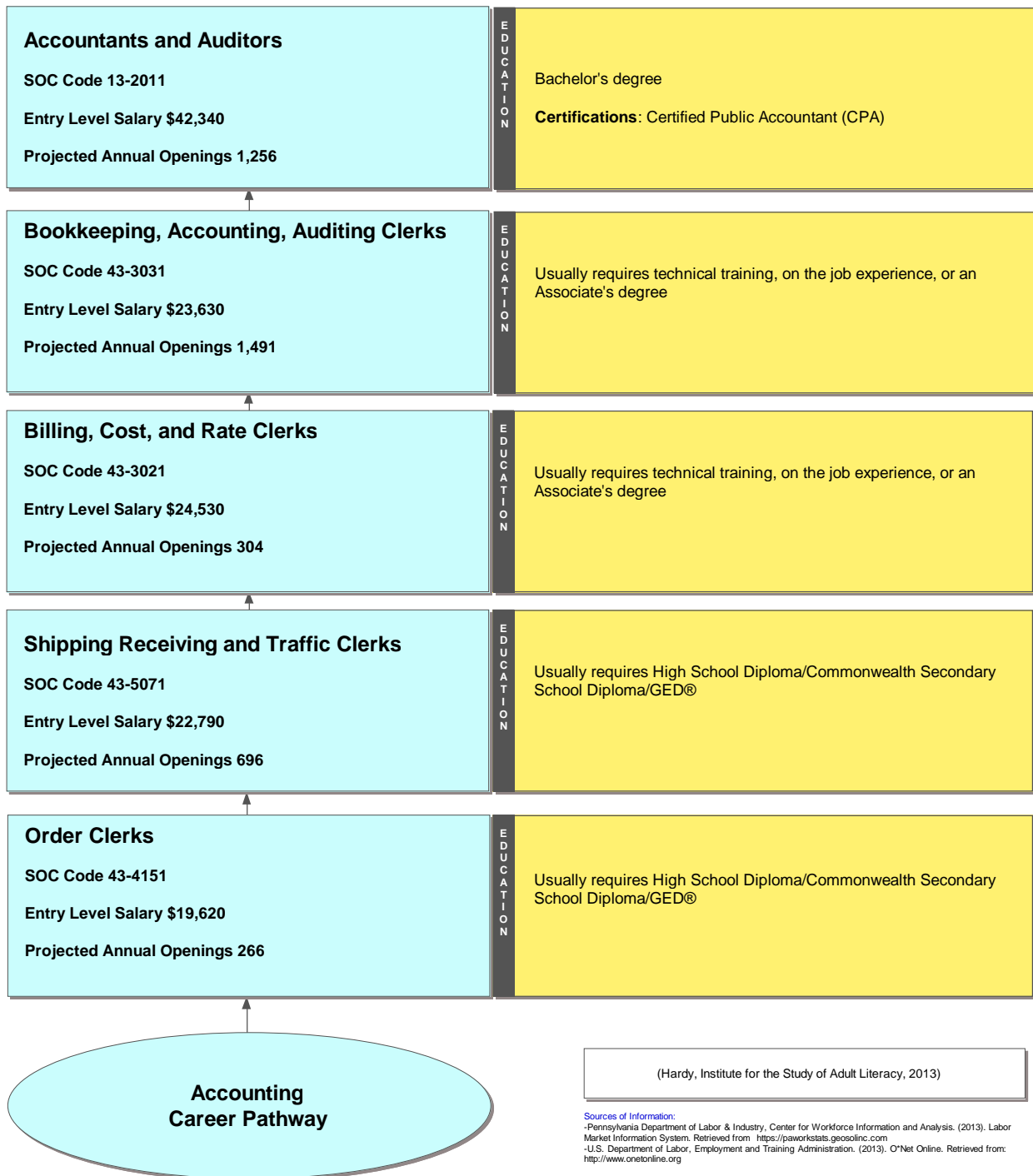
Information contained in this career pathways map encompasses the entire state of Pennsylvania. The information contains projections of anticipated openings, entry level salary, and job growth. Actual career pathways may look different depending on the individual and the local area job market.

Career Pathways programs provide:

- workplace skills instruction
- GED® Tests preparation
- academic skills specific to the industry
- entrance exam preparation
- postsecondary transition preparation
- English language skills instruction
- goal setting/case management support
- provide employability/soft skills instruction

Postsecondary education and training available through:

- Local Career and Technology Centers
- Local Business Schools
- Local Technical Schools
- Local Community Colleges
- Local Universities



Career Pathway Map: Computer Support Statewide

Information contained in this career pathways map encompasses the entire state of Pennsylvania. The information contains projections of anticipated openings, entry level salary, and job growth. Actual career pathways may look different depending on the individual and the local area job market.

Career Pathways programs provide:

- workplace skills instruction
- GED® Tests preparation
- academic skills specific to the industry
- entrance exam preparation
- postsecondary transition preparation
- English language skills instruction
- goal setting/case management support
- provide employability/soft skills instruction

Postsecondary education and training available through:

- Local Career and Technology Centers
- Local Business Schools
- Local Technical Schools
- Local Community Colleges
- Local Universities

Computer Systems Analysts

SOC Code 15-1121

Entry Level Salary \$55,542

Projected Annual Openings 929

E
D
U
C
A
T
I
O
N

Usually requires technical training, on the job experience, or an Associate's degree

Network and Computer Systems Administrator

SOC Code 15-1121

Entry Level Salary \$51,542

Projected Annual Openings 530

E
D
U
C
A
T
I
O
N

Usually requires technical training, on the job experience, or an Associate's degree

Database Administrators

SOC Code 15-1141

Entry Level Salary \$50,861

Projected Annual Openings 113

E
D
U
C
A
T
I
O
N

Usually requires technical training, on the job experience, or an Associate's degree

Computer User Support Specialist

SOC Code 15-1150

Entry Level Salary \$25,354

Projected Annual Openings 744

E
D
U
C
A
T
I
O
N

Usually requires High School Diploma/Commonwealth Secondary School Diploma/GED®

Computer Support Career Pathway

(Hardy, Institute for the Study of Adult Literacy, 2013)

Sources of Information:

- Pennsylvania Department of Labor & Industry, Center for Workforce Information and Analysis. (2013). Labor Market Information System. Retrieved from <https://paworkstats.geosollinc.com>
- U.S. Department of Labor, Employment and Training Administration. (2013). O*Net Online. Retrieved from: <http://www.onetonline.org>

Career Pathway Map: Customer Service Statewide

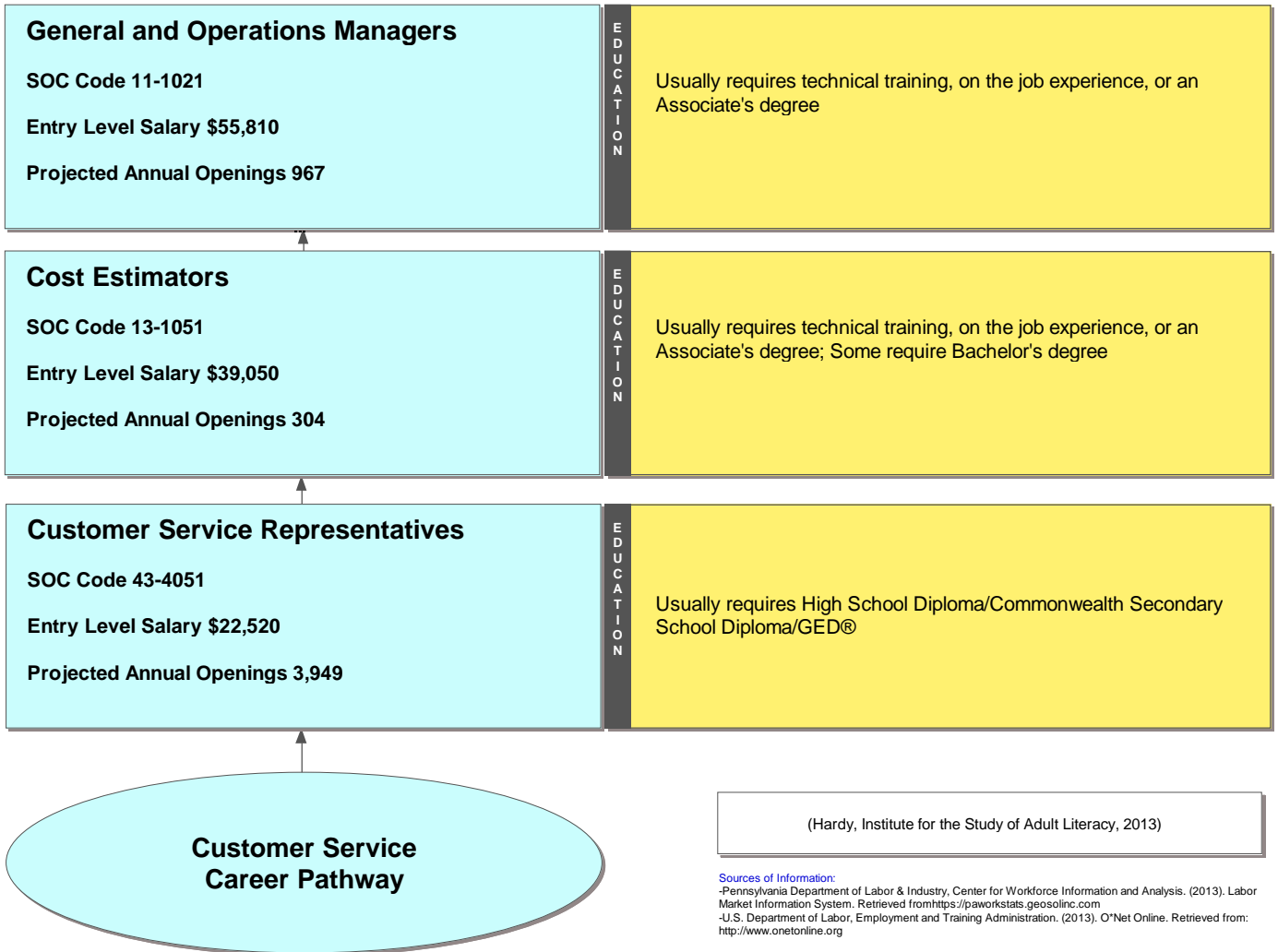
Information contained in this career pathways map encompasses the state of Pennsylvania. The information contains projections of anticipated openings and entry level salary. Actual career pathways may look different depending on the individual and the local area job market.

Career Pathways programs provide:

- workplace skills instruction
- GED® Tests preparation
- academic skills specific to the industry
- entrance exam preparation
- postsecondary transition preparation
- English language skills instruction
- goal setting/case management support
- provide employability/soft skills instruction

Postsecondary education and training available through:

- Local Career and Technology Centers
- Local Business Schools
- Local Technical Schools
- Local Community Colleges
- Local Universities



Career Pathway Map: Dental Support Statewide

Information contained in this career pathways map encompasses the entire state of Pennsylvania. The information contains projections of anticipated openings, entry level salary, and job growth. Actual career pathways may look different depending on the individual and the local area job market.

Career Pathways programs provide:

- workplace skills instruction
- GED® Tests preparation
- academic skills specific to the industry
- entrance exam preparation
- postsecondary transition preparation
- English language skills instruction
- goal setting/case management support
- provide employability/soft skills instruction

Postsecondary education and training available through:

- Local Career and Technology Centers
- Local Business Schools
- Local Technical Schools
- Local Community Colleges
- Local Universities

Dental Hygienists

SOC Code 29-2021

Entry Level Salary \$46,110

Projected Annual Openings 261

E
D
U
C
A
T
I
O
N

Usually requires technical training, on the job experience, or an Associate's degree

Dental Assistants

SOC Code 31-9081

Entry Level Salary \$23,490

Projected Annual Openings 380

E
D
U
C
A
T
I
O
N

Usually requires High School Diploma/Commonwealth Secondary School Diploma/GED®

Healthcare Support Workers

SOC Code 31-9099

Entry Level Salary N/A

Projected Annual Openings 130

E
D
U
C
A
T
I
O
N

Usually requires High School Diploma/Commonwealth Secondary School Diploma/GED®

Dental Support Career Pathway

(Hardy, Institute for the Study of Adult Literacy, 2013)

Sources of Information:

- Pennsylvania Department of Labor & Industry, Center for Workforce Information and Analysis. (2013). Labor Market Information System. Retrieved from <https://paworkstats.geosolinc.com>
- U.S. Department of Labor, Employment and Training Administration. (2013). O*Net Online. Retrieved from: <http://www.onetonline.org>

Career Pathway Map: Insurance Clerks Statewide

Information contained in this career pathways map encompasses the entire state of Pennsylvania. The information contains projections of anticipated openings, entry level salary, and job growth. Actual career pathways may look different depending on the individual and the local area job market.

Career Pathways programs provide:

- workplace skills instruction
- GED® Tests preparation
- academic skills specific to the industry
- entrance exam preparation
- postsecondary transition preparation
- English language skills instruction
- goal setting/case management support
- provide employability/soft skills instruction

Postsecondary education and training available through:

- Local Career and Technology Centers
- Local Business Schools
- Local Technical Schools
- Local Community Colleges
- Local Universities

Insurance Claims & Policy Processing Clerks

SOC Code 43-9041

Entry Level Salary \$28,970

Projected Annual Openings 144

E
D
U
C
A
T
I
O
N

Usually requires High School Diploma/Commonwealth Secondary School Diploma/GED®

Bill and Account Collectors

SOC Code 43-3011

Entry Level Salary \$23,730

Projected Annual Openings 479

E
D
U
C
A
T
I
O
N

Usually requires High School Diploma/Commonwealth Secondary School Diploma/GED®

Customer Service Representative

SOC Code 43-4051

Entry Level Salary \$22,520

Projected Annual Openings 3,949

E
D
U
C
A
T
I
O
N

Usually requires High School Diploma/Commonwealth Secondary School Diploma/GED®

Insurance Clerks Career Pathway

(Hardy, Institute for the Study of Adult Literacy, 2013)

Sources of Information:

- Pennsylvania Department of Labor & Industry, Center for Workforce Information and Analysis. (2013). Labor Market Information System. Retrieved from <https://paworkstats.geosolinc.com>
- U.S. Department of Labor, Employment and Training Administration. (2013). O*Net Online. Retrieved from: <http://www.onetonline.org>

Career Pathway Map: Maintenance Statewide

Information contained in this career pathways map encompasses the entire state of Pennsylvania. The information contains projections of anticipated openings, entry level salary, and job growth. Actual career pathways may look different depending on the individual and the local area job market.

Career Pathways programs provide:

- workplace skills instruction
- GED® Tests preparation
- academic skills specific to the industry
- entrance exam preparation
- postsecondary transition preparation
- English language skills instruction
- goal setting/case management support
- provide employability/soft skills instruction

Postsecondary education and training available through:

- Local Career and Technology Centers
- Local Business Schools
- Local Technical Schools
- Local Community Colleges
- Local Universities

Supervisors of Mechanics, Installers & Repairers

SOC Code 49-1011

Entry Level Salary \$45,390

Projected Annual Openings 350

E
D
U
C
A
T
I
O
N

Usually requires technical training, on the job experience, or an Associate's degree

Industrial Machinery Mechanics

SOC Code 49-9041

Entry Level Salary \$32,900

Projected Annual Openings 401

E
D
U
C
A
T
I
O
N

Usually requires technical training, on the job experience, or an Associate's degree

Certifications: Instrument Control Technology, Industrial Maintenance Technology

Maintenance Workers, Machinery

SOC Code 49-9043

Entry Level Salary \$28,040

Projected Annual Openings 217

E
D
U
C
A
T
I
O
N

Usually requires technical training, on the job experience, or an Associate's degree

Helpers - Installation, Maintenance & Repair Workers

SOC Code 49-9098

Entry Level Salary \$17,810

Projected Annual Openings 163

E
D
U
C
A
T
I
O
N

Usually requires High School Diploma/Commonwealth Secondary School Diploma/GED®

Maintenance Career Pathway

(Hardy, Institute for the Study of Adult Literacy, 2013)

Sources of Information:

- Pennsylvania Department of Labor & Industry, Center for Workforce Information and Analysis. (2013). Labor Market Information System. Retrieved from <https://paworkstats.geosolinc.com>
- U.S. Department of Labor, Employment and Training Administration. (2013). O*Net Online. Retrieved from: <http://www.onetonline.org>

Career Pathway Map: Office Workers Statewide

Information contained in this career pathways map encompasses the entire state of Pennsylvania. The information contains projections of anticipated openings, entry level salary, and job growth. Actual career pathways may look different depending on the individual and the local area job market.

Career Pathways programs provide:

- workplace skills instruction
- GED® Tests preparation
- academic skills specific to the industry
- entrance exam preparation
- postsecondary transition preparation
- English language skills instruction
- goal setting/case management support
- provide employability/soft skills instruction

Postsecondary education and training available through:

- Local Career and Technology Centers
- Local Business Schools
- Local Technical Schools
- Local Community Colleges
- Local Universities

Supervisors of Office and Administrative Support Workers

SOC Code 43-1011

Entry Level Salary \$34,630

Projected Annual Openings 1,069

E
D
U
C
A
T
I
O
N

Usually requires technical training, on the job experience, or an Associate's degree

Executive Secretaries and Administrative Assistants

SOC Code 43-6011

Entry Level Salary \$33,560

Projected Annual Openings 776

E
D
U
C
A
T
I
O
N

Usually requires technical training, on the job experience, or an Associate's degree

Secretaries and Administrative Assistants

SOC Code 43-6014

Entry Level Salary \$22,160

Projected Annual Openings 1,498

E
D
U
C
A
T
I
O
N

Usually requires technical training, on the job experience, or an Associate's degree

Office Clerks

SOC Code 43-9061

Entry Level Salary \$19,200

Projected Annual Openings 3,261

E
D
U
C
A
T
I
O
N

Usually requires High School Diploma/Commonwealth Secondary School Diploma/GED®

Office Workers Career Pathway

(Hardy, Institute for the Study of Adult Literacy, 2013)

Sources of Information:

- Pennsylvania Department of Labor & Industry, Center for Workforce Information and Analysis. (2013). Labor Market Information System. Retrieved from <https://paworkstats.geosolinc.com>
- U.S. Department of Labor, Employment and Training Administration. (2013). O*Net Online. Retrieved from: <http://www.onetonline.org>

Career Pathway Map: Legal Assistants

Statewide

Information contained in this career pathways map encompasses the entire state of Pennsylvania. The information contains projections of anticipated openings, entry level salary, and job growth. Actual career pathways may look different depending on the individual and the local area job market.

Career Pathways programs provide:

- workplace skills instruction
- GED® Tests preparation
- academic skills specific to the industry
- entrance exam preparation
- postsecondary transition preparation
- English language skills instruction
- goal setting/case management support
- provide employability/soft skills instruction

Postsecondary education and training available through:

- Local Career and Technology Centers
- Local Business Schools
- Local Technical Schools
- Local Community Colleges
- Local Universities

Paralegal & Legal Assistants

SOC Code 23-2011

Entry Level Salary \$34,600

Projected Annual Openings 242

E
D
U
C
A
T
I
O
N

Usually requires technical training, on the job experience, or an Associate's degree

Legal Secretaries

SOC Code 43-6012

Entry Level Salary \$32,190

Projected Annual Openings 272

E
D
U
C
A
T
I
O
N

Usually requires technical training, on the job experience, or an Associate's degree

Court Clerks

SOC Code 43-4031

Entry Level Salary \$22,860

Projected Annual Openings 55

E
D
U
C
A
T
I
O
N

Usually requires High School Diploma/Commonwealth Secondary School Diploma/GED®

Legal Assistants Career Pathway

(Hardy, Institute for the Study of Adult Literacy, 2013)

Sources of Information:

- Pennsylvania Department of Labor & Industry, Center for Workforce Information and Analysis. (2013). Labor Market Information System. Retrieved from <https://paworkstats.geosolinc.com>
- U.S. Department of Labor, Employment and Training Administration. (2013). O*Net Online. Retrieved from: <http://www.onetonline.org>

Career Pathway Map: Pharmacy Technicians Statewide

Information contained in this career pathways map encompasses the entire state of Pennsylvania. The information contains projections of anticipated openings, entry level salary, and job growth. Actual career pathways may look different depending on the individual and the local area job market.

Career Pathways programs provide:

- workplace skills instruction
- GED® Tests preparation
- academic skills specific to the industry
- entrance exam preparation
- postsecondary transition preparation
- English language skills instruction
- goal setting/case management support
- provide employability/soft skills instruction

Postsecondary education and training available through:

- Local Career and Technology Centers
- Local Business Schools
- Local Technical Schools
- Local Community Colleges
- Local Universities

Pharmacists

SOC Code 29-1051

Entry Level Salary \$84,230

Projected Annual Openings 418

E
D
U
C
A
T
I
O
N

Most of these occupations require graduate school. For example, they may require a master's degree, and some require a Ph.D., M.D., or J.D. (law degree)

Pharmacy Technicians

SOC Code 29-2052

Entry Level Salary \$20,190

Projected Annual Openings 907

E
D
U
C
A
T
I
O
N

Usually requires technical training, on the job experience, or an Associate's degree

Pharmacy Aides

SOC Code 31-9095

Entry Level Salary \$16,800

Projected Annual Openings 22

E
D
U
C
A
T
I
O
N

Usually requires High School Diploma/Commonwealth Secondary School Diploma/GED®

Pharmacy Technicians Career Pathway

(Hardy, Institute for the Study of Adult Literacy, 2013)

Sources of Information:

- Pennsylvania Department of Labor & Industry, Center for Workforce Information and Analysis. (2013). Labor Market Information System. Retrieved from <https://paworkstats.geosolinc.com>
- U.S. Department of Labor, Employment and Training Administration. (2013). O*Net Online. Retrieved from: <http://www.onetonline.org>

Career Pathway Map: Computer Programmers Statewide

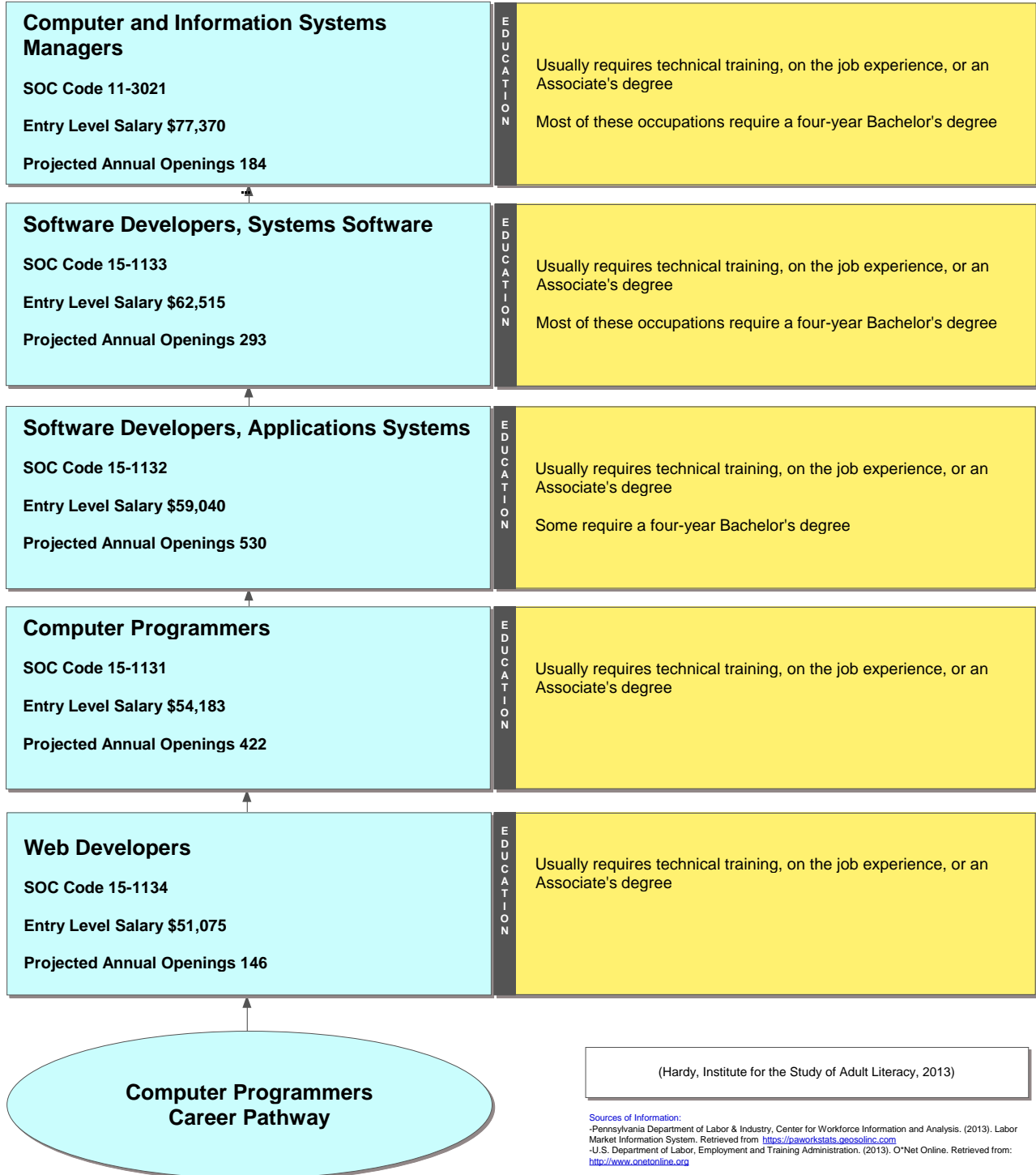
Information contained in this career pathways map encompasses the entire state of Pennsylvania. The information contains projections of anticipated openings, entry level salary, and job growth. Actual career pathways may look different depending on the individual and the local area job market.

Career Pathways programs provide:

- workplace skills instruction
- GED® Tests preparation
- academic skills specific to the industry
- entrance exam preparation
- postsecondary transition preparation
- English language skills instruction
- goal setting/case management support
- provide employability/soft skills instruction

Postsecondary education and training available through:

- Local Career and Technology Centers
- Local Business Schools
- Local Technical Schools
- Local Community Colleges
- Local Universities



Career Pathway Map: Sales Statewide

Information contained in this career pathways map encompasses the entire state of Pennsylvania. The information contains projections of anticipated openings, entry level salary, and job growth. Actual career pathways may look different depending on the individual and the local area job market.

Career Pathways programs provide:

- workplace skills instruction
- GED® Tests preparation
- academic skills specific to the industry
- entrance exam preparation
- postsecondary transition preparation
- English language skills instruction
- goal setting/case management support
- provide employability/soft skills instruction

Postsecondary education and training available through:

- Local Career and Technology Centers
- Local Business Schools
- Local Technical Schools
- Local Community Colleges
- Local Universities

Sales Managers

SOC Code 11-2022

Entry Level Salary \$61,060

Projected Annual Openings 228

E
D
U
C
A
T
I
O
N

Most require Bachelor's degree

Sales Representatives, Wholesale and Manufacturing

SOC Code 41-4012

Entry Level Salary \$35,610

Projected Annual Openings 2,007

E
D
U
C
A
T
I
O
N

Some require Bachelor's degree

Order Fillers, Wholesale and Retail Sales

SOC Code 43-5081

Entry Level Salary \$16,990

Projected Annual Openings 1,704

E
D
U
C
A
T
I
O
N

Usually requires High School Diploma/Commonwealth Secondary School Diploma/GED®

Customer Service Representatives

SOC Code 43-4051

Entry Level Salary \$22,520

Projected Annual Openings 3,949

E
D
U
C
A
T
I
O
N

Usually requires High School Diploma/Commonwealth Secondary School Diploma/GED®

Sales
Career Pathway

(Hardy, Institute for the Study of Adult Literacy, 2013)

Sources of Information:

- Pennsylvania Department of Labor & Industry, Center for Workforce Information and Analysis. (2013). Labor Market Information System. Retrieved from <https://paworkstats.geosolinc.com>
- U.S. Department of Labor, Employment and Training Administration. (2013). O*Net Online. Retrieved from: <http://www.onetonline.org>

Career Pathway Map: Shipping and Receiving Statewide

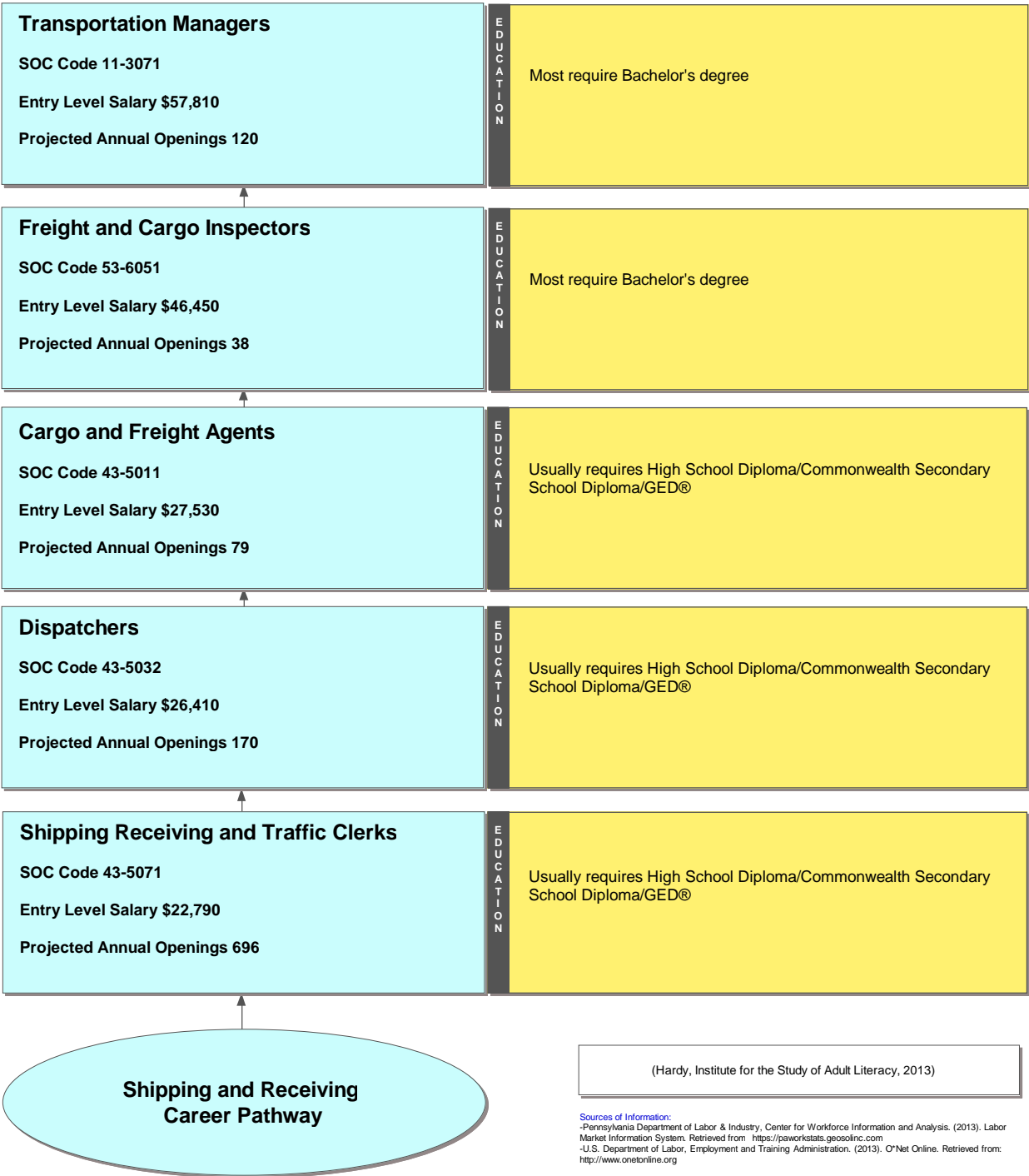
Information contained in this career pathways map encompasses the entire state of Pennsylvania. The information contains projections of anticipated openings, entry level salary, and job growth. Actual career pathways may look different depending on the individual and the local area job market.

Career Pathways programs provide:

- workplace skills instruction
- GED® Tests preparation
- academic skills specific to the industry
- entrance exam preparation
- postsecondary transition preparation
- English language skills instruction
- goal setting/case management support
- provide employability/soft skills instruction

Postsecondary education and training available through:

- Local Career and Technology Centers
- Local Business Schools
- Local Technical Schools
- Local Community Colleges
- Local Universities



(Hardy, Institute for the Study of Adult Literacy, 2013)

Sources of Information:
 -Pennsylvania Department of Labor & Industry, Center for Workforce Information and Analysis. (2013). Labor Market Information System. Retrieved from: <https://pa.workstats.geosocial.com>
 -U.S. Department of Labor, Employment and Training Administration. (2013). O*Net Online. Retrieved from: <http://www.onetonline.org>