

Career Pathway Map: Accounting

Statewide

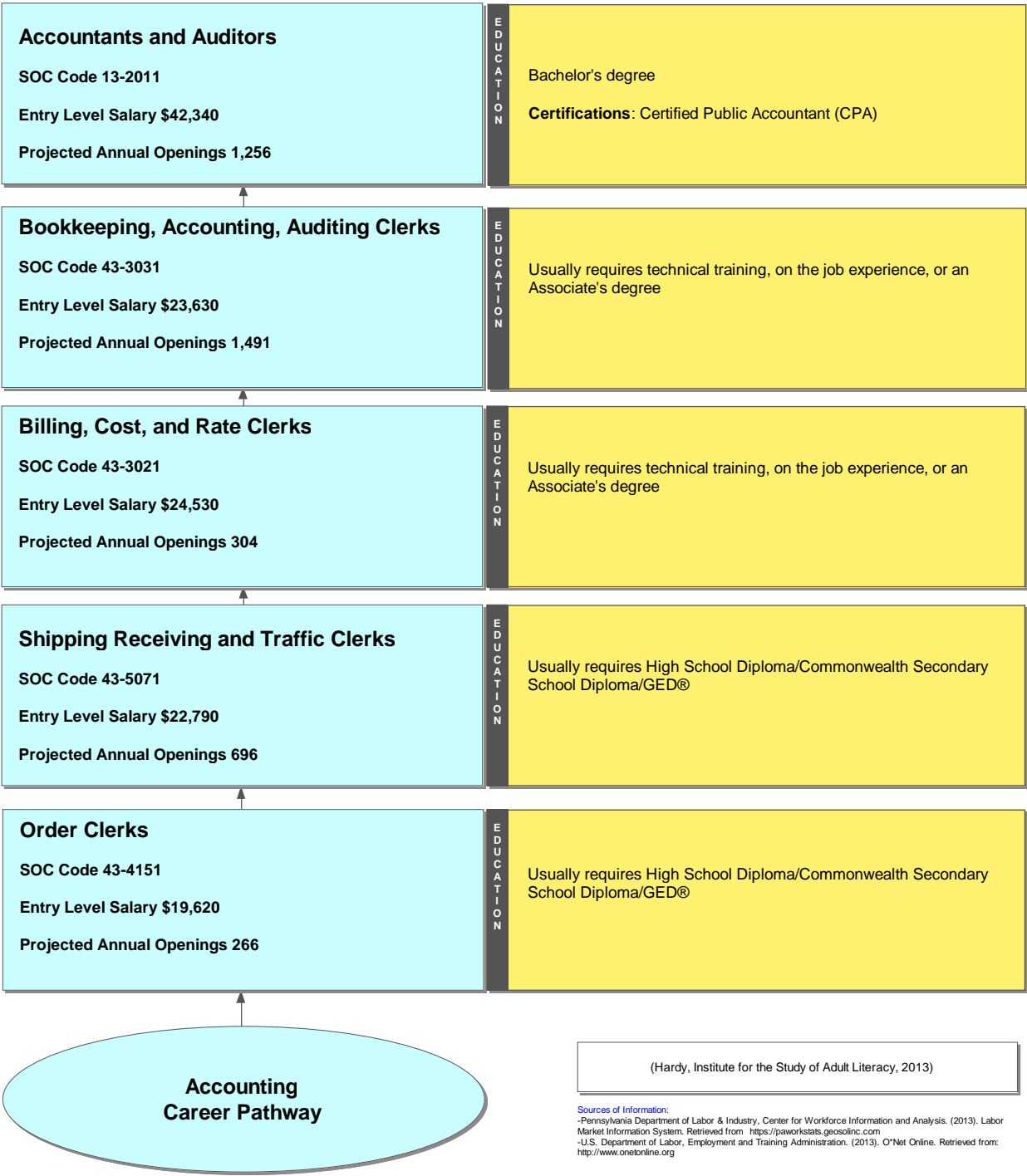
Information contained in this career pathways map encompasses the entire state of Pennsylvania. The information contains projections of anticipated openings, entry level salary, and job growth. Actual career pathways may look different depending on the individual and the local area job market.

Career Pathways programs provide:

- workplace skills instruction
- GED® Tests preparation
- academic skills specific to the industry
- entrance exam preparation
- postsecondary transition preparation
- English language skills instruction
- goal setting/case management support
- provide employability/soft skills instruction

Postsecondary education and training available through:

- Local Career and Technology Centers
- Local Business Schools
- Local Technical Schools
- Local Community Colleges
- Local Universities



(Hardy, Institute for the Study of Adult Literacy, 2013)

Sources of Information:
 -Pennsylvania Department of Labor & Industry, Center for Workforce Information and Analysis. (2013). Labor Market Information System. Retrieved from <https://paworkstats.geosolinc.com>
 -U.S. Department of Labor, Employment and Training Administration. (2013). O*Net Online. Retrieved from: <http://www.onetonline.org>

Career Pathway Map: Computer Support Statewide

Information contained in this career pathways map encompasses the entire state of Pennsylvania. The information contains projections of anticipated openings, entry level salary, and job growth. Actual career pathways may look different depending on the individual and the local area job market.

Career Pathways programs provide:

- workplace skills instruction
- GED® Tests preparation
- academic skills specific to the industry
- entrance exam preparation
- postsecondary transition preparation
- English language skills instruction
- goal setting/case management support
- provide employability/soft skills instruction

Postsecondary education and training available through:

- Local Career and Technology Centers
- Local Business Schools
- Local Technical Schools
- Local Community Colleges
- Local Universities

Computer Systems Analysts

SOC Code 15-1121

Entry Level Salary \$55,542

Projected Annual Openings 929

E
D
U
C
A
T
I
O
N

Usually requires technical training, on the job experience, or an Associate's degree

Network and Computer Systems Administrator

SOC Code 15-1121

Entry Level Salary \$51,542

Projected Annual Openings 530

E
D
U
C
A
T
I
O
N

Usually requires technical training, on the job experience, or an Associate's degree

Database Administrators

SOC Code 15-1141

Entry Level Salary \$50,861

Projected Annual Openings 113

E
D
U
C
A
T
I
O
N

Usually requires technical training, on the job experience, or an Associate's degree

Computer User Support Specialist

SOC Code 15-1150

Entry Level Salary \$25,354

Projected Annual Openings 744

E
D
U
C
A
T
I
O
N

Usually requires High School Diploma/Commonwealth Secondary School Diploma/GED®

Computer Support Career Pathway

(Hardy, Institute for the Study of Adult Literacy, 2013)

Sources of Information:

- Pennsylvania Department of Labor & Industry, Center for Workforce Information and Analysis. (2013). Labor Market Information System. Retrieved from <https://paworkstats.geosollinc.com>
- U.S. Department of Labor, Employment and Training Administration. (2013). O*Net Online. Retrieved from: <http://www.onetonline.org>

Career Pathway Map: Customer Service Statewide

Information contained in this career pathways map encompasses the state of Pennsylvania. The information contains projections of anticipated openings and entry level salary. Actual career pathways may look different depending on the individual and the local area job market.

Career Pathways programs provide:

- workplace skills instruction
- GED® Tests preparation
- academic skills specific to the industry
- entrance exam preparation
- postsecondary transition preparation
- English language skills instruction
- goal setting/case management support
- provide employability/soft skills instruction

Postsecondary education and training available through:

- Local Career and Technology Centers
- Local Business Schools
- Local Technical Schools
- Local Community Colleges
- Local Universities

General and Operations Managers

SOC Code 11-1021

Entry Level Salary \$55,810

Projected Annual Openings 967

E
D
U
C
A
T
I
O
N

Usually requires technical training, on the job experience, or an Associate's degree

Cost Estimators

SOC Code 13-1051

Entry Level Salary \$39,050

Projected Annual Openings 304

E
D
U
C
A
T
I
O
N

Usually requires technical training, on the job experience, or an Associate's degree; Some require Bachelor's degree

Customer Service Representatives

SOC Code 43-4051

Entry Level Salary \$22,520

Projected Annual Openings 3,949

E
D
U
C
A
T
I
O
N

Usually requires High School Diploma/Commonwealth Secondary School Diploma/GED®

Customer Service Career Pathway

(Hardy, Institute for the Study of Adult Literacy, 2013)

Sources of Information:

- Pennsylvania Department of Labor & Industry, Center for Workforce Information and Analysis. (2013). Labor Market Information System. Retrieved from <https://paworkstats.geosolinc.com>
- U.S. Department of Labor, Employment and Training Administration. (2013). O*Net Online. Retrieved from: <http://www.onetonline.org>

Career Pathway Map: Dental Support Statewide

Information contained in this career pathways map encompasses the entire state of Pennsylvania. The information contains projections of anticipated openings, entry level salary, and job growth. Actual career pathways may look different depending on the individual and the local area job market.

Career Pathways programs provide:

- workplace skills instruction
- GED® Tests preparation
- academic skills specific to the industry
- entrance exam preparation
- postsecondary transition preparation
- English language skills instruction
- goal setting/case management support
- provide employability/soft skills instruction

Postsecondary education and training available through:

- Local Career and Technology Centers
- Local Business Schools
- Local Technical Schools
- Local Community Colleges
- Local Universities

Dental Hygienists

SOC Code 29-2021

Entry Level Salary \$46,110

Projected Annual Openings 261

E
D
U
C
A
T
I
O
N

Usually requires technical training, on the job experience, or an Associate's degree

Dental Assistants

SOC Code 31-9081

Entry Level Salary \$23,490

Projected Annual Openings 380

E
D
U
C
A
T
I
O
N

Usually requires High School Diploma/Commonwealth Secondary School Diploma/GED®

Healthcare Support Workers

SOC Code 31-9099

Entry Level Salary N/A

Projected Annual Openings 130

E
D
U
C
A
T
I
O
N

Usually requires High School Diploma/Commonwealth Secondary School Diploma/GED®

Dental Support Career Pathway

(Hardy, Institute for the Study of Adult Literacy, 2013)

Sources of Information:

- Pennsylvania Department of Labor & Industry, Center for Workforce Information and Analysis. (2013). Labor Market Information System. Retrieved from <https://paworkstats.geosolinc.com>
- U.S. Department of Labor, Employment and Training Administration. (2013). O*Net Online. Retrieved from: <http://www.onetonline.org>

Career Pathway Map: Electrical Drafters Statewide

Information contained in this career pathways map encompasses the entire state of Pennsylvania. The information contains projections of anticipated openings, entry level salary, and job growth. Actual career pathways may look different depending on the individual and the local area job market.

Career Pathways programs provide:

- workplace skills instruction
- GED® Tests preparation
- academic skills specific to the industry
- entrance exam preparation
- postsecondary transition preparation
- English language skills instruction
- goal setting/case management support
- provide employability/soft skills instruction

Postsecondary education and training available through:

- Local Career and Technology Centers
- Local Business Schools
- Local Technical Schools
- Local Community Colleges
- Local Universities

American Design Drafting Association (ADDA)

Mechanical Drafters

SOC Code 17-3013

Entry Level Salary \$32,290

Projected Annual Openings 118

E
D
U
C
A
T
I
O
N

Usually requires technical training, on the job experience, or an Associate's degree

Certifications: ADDA Drafter Certification, Mechanical Drafting Certificate

Electrical & Electronic Drafters

SOC Code 17-3012

Entry Level Salary \$37,950

Projected Annual Openings 36

E
D
U
C
A
T
I
O
N

Usually requires technical training, on the job experience, or an Associate's degree

Certifications: ADDA Drafter Certification, Electrical Drafting Certificate

Helpers - Electricians

SOC Code 47-3013

Entry Level Salary \$21,640

Projected Annual Openings 56

E
D
U
C
A
T
I
O
N

Usually requires High School Diploma/Commonwealth Secondary School Diploma/GED®

Electrical Drafters Career Pathway

(Hardy, Institute for the Study of Adult Literacy, 2013)

Sources of Information:

- Pennsylvania Department of Labor & Industry, Center for Workforce Information and Analysis. (2013). Labor Market Information System. Retrieved from <https://paworkstats.geosonline.com>
- U.S. Department of Labor, Employment and Training Administration. (2013). O*Net Online. Retrieved from: <http://www.onetonline.org>

Career Pathway Map: Electricians Statewide

Information contained in this career pathways map encompasses the entire state of Pennsylvania. The information contains projections of anticipated openings, entry level salary, and job growth. Actual career pathways may look different depending on the individual and the local area job market.

Career Pathways programs provide:

- workplace skills instruction
- GED® Tests preparation
- academic skills specific to the industry
- entrance exam preparation
- postsecondary transition preparation
- English language skills instruction
- goal setting/case management support
- provide employability/soft skills instruction

Postsecondary education and training available through:

- Local Career and Technology Centers
- Local Business Schools
- Local Technical Schools
- Local Community Colleges
- Local Universities

Supervisors of Mechanics, Installers & Repairers

SOC Code 49-1011

Entry Level Salary \$45,390

Projected Annual Openings 350

E
D
U
C
A
T
I
O
N

Usually requires technical training, on the job experience, or an Associate's degree

Electrical and Electronics Installers & Repairers, Transportation Equipment

SOC Code 49-2093

Entry Level Salary \$33,070

Projected Annual Openings 7

E
D
U
C
A
T
I
O
N

Usually requires technical training, on the job experience, or an Associate's degree

Electricians

SOC Code 47-2111

Entry Level Salary \$35,570

Projected Annual Openings 679

E
D
U
C
A
T
I
O
N

Usually requires technical training, on the job experience, or an Associate's degree

Helpers - Installation, Maintenance & Repair Workers

SOC Code 49-9098

Entry Level Salary \$17,810

Projected Annual Openings 163

E
D
U
C
A
T
I
O
N

Usually requires High School Diploma/Commonwealth Secondary School Diploma/GED®

Electricians Career Pathway

(Hardy, Institute for the Study of Adult Literacy, 2013)

Sources of Information:

- Pennsylvania Department of Labor & Industry, Center for Workforce Information and Analysis. (2013). Labor Market Information System. Retrieved from <https://paworkstats.geosolinc.com>
- U.S. Department of Labor, Employment and Training Administration. (2013). O*Net Online. Retrieved from: <http://www.onetonline.org>

Career Pathway Map: Refrigeration, Heating, Ventilation, and Air Conditioning (RHVAC) Statewide

Information contained in this career pathways map encompasses the entire state of Pennsylvania. The information contains projections of anticipated openings, entry level salary, and job growth. Actual career pathways may look different depending on the individual and the local area job market.

Career Pathways programs provide:

- workplace skills instruction
- GED® Tests preparation
- academic skills specific to the industry
- entrance exam preparation
- postsecondary transition preparation
- English language skills instruction
- goal setting/case management support
- provide employability/soft skills instruction

Postsecondary education and training available through:

- Local Career and Technology Centers
- Local Business Schools
- Local Technical Schools
- Local Community Colleges
- Local Universities

North American Technician Excellence (NATE)

Supervisors Mechanics, Installers and Repairers

SOC Code 49-1011

Entry Level Salary \$45,390

Projected Annual Openings 350

E D U C A T I O N

Usually requires technical training, on the job experience, or an Associate's degree

Sheet Metal Workers

SOC Code 47-2211

Entry Level Salary \$31,120

Projected Annual Openings 137

E D U C A T I O N

Usually requires technical training, on the job experience, or an Associate's degree

Heating, Air Conditioning, and Refrigeration Mechanics and Installers

SOC Code 49-9021

Entry Level Salary \$30,570

Projected Annual Openings 286

E D U C A T I O N

Usually requires technical training, on the job experience, or an Associate's degree

Certifications: RHVAC Certification

Maintenance and Repair Workers

SOC Code 49-9071

Entry Level Salary \$21,840

Projected Annual Openings 217

E D U C A T I O N

Usually requires High School Diploma/Commonwealth Secondary School Diploma/GED®



(Hardy, Institute for the Study of Adult Literacy, 2013)

Sources of Information:

- Pennsylvania Department of Labor & Industry, Center for Workforce Information and Analysis. (2013). Labor Market Information System. Retrieved from <https://paworkstats.geosolinc.com>
- U.S. Department of Labor, Employment and Training Administration. (2013). O*Net Online. Retrieved from <http://www.onetonline.org>

Career Pathway Map: Office Workers Statewide

Information contained in this career pathways map encompasses the entire state of Pennsylvania. The information contains projections of anticipated openings, entry level salary, and job growth. Actual career pathways may look different depending on the individual and the local area job market.

Career Pathways programs provide:

- workplace skills instruction
- GED® Tests preparation
- academic skills specific to the industry
- entrance exam preparation
- postsecondary transition preparation
- English language skills instruction
- goal setting/case management support
- provide employability/soft skills instruction

Postsecondary education and training available through:

- Local Career and Technology Centers
- Local Business Schools
- Local Technical Schools
- Local Community Colleges
- Local Universities

Supervisors of Office and Administrative Support Workers

SOC Code 43-1011

Entry Level Salary \$34,630

Projected Annual Openings 1,069

E
D
U
C
A
T
I
O
N

Usually requires technical training, on the job experience, or an Associate's degree

Executive Secretaries and Administrative Assistants

SOC Code 43-6011

Entry Level Salary \$33,560

Projected Annual Openings 776

E
D
U
C
A
T
I
O
N

Usually requires technical training, on the job experience, or an Associate's degree

Secretaries and Administrative Assistants

SOC Code 43-6014

Entry Level Salary \$22,160

Projected Annual Openings 1,498

E
D
U
C
A
T
I
O
N

Usually requires technical training, on the job experience, or an Associate's degree

Office Clerks

SOC Code 43-9061

Entry Level Salary \$19,200

Projected Annual Openings 3,261

E
D
U
C
A
T
I
O
N

Usually requires High School Diploma/Commonwealth Secondary School Diploma/GED®

Office Workers Career Pathway

(Hardy, Institute for the Study of Adult Literacy, 2013)

Sources of Information:

- Pennsylvania Department of Labor & Industry, Center for Workforce Information and Analysis. (2013). Labor Market Information System. Retrieved from <https://paworkstats.geosolinc.com>
- U.S. Department of Labor, Employment and Training Administration. (2013). O*Net Online. Retrieved from: <http://www.onetonline.org>

Career Pathway Map: Pharmacy Technicians Statewide

Information contained in this career pathways map encompasses the entire state of Pennsylvania. The information contains projections of anticipated openings, entry level salary, and job growth. Actual career pathways may look different depending on the individual and the local area job market.

Career Pathways programs provide:

- workplace skills instruction
- GED® Tests preparation
- academic skills specific to the industry
- entrance exam preparation
- postsecondary transition preparation
- English language skills instruction
- goal setting/case management support
- provide employability/soft skills instruction

Postsecondary education and training available through:

- Local Career and Technology Centers
- Local Business Schools
- Local Technical Schools
- Local Community Colleges
- Local Universities

Pharmacists

SOC Code 29-1051

Entry Level Salary \$84,230

Projected Annual Openings 418

E
D
U
C
A
T
I
O
N

Most of these occupations require graduate school. For example, they may require a master's degree, and some require a Ph.D., M.D., or J.D. (law degree)

Pharmacy Technicians

SOC Code 29-2052

Entry Level Salary \$20,190

Projected Annual Openings 907

E
D
U
C
A
T
I
O
N

Usually requires technical training, on the job experience, or an Associate's degree

Pharmacy Aides

SOC Code 31-9095

Entry Level Salary \$16,800

Projected Annual Openings 22

E
D
U
C
A
T
I
O
N

Usually requires High School Diploma/Commonwealth Secondary School Diploma/GED®

Pharmacy Technicians Career Pathway

(Hardy, Institute for the Study of Adult Literacy, 2013)

Sources of Information:

- Pennsylvania Department of Labor & Industry, Center for Workforce Information and Analysis. (2013). Labor Market Information System. Retrieved from <https://paworkstats.geosolinc.com>
- U.S. Department of Labor, Employment and Training Administration. (2013). O*Net Online. Retrieved from: <http://www.onetonline.org>

Career Pathway Map: Plumbing (Energy) Statewide

Information contained in this career pathways map encompasses the entire state of Pennsylvania. The information contains projections of anticipated openings, entry level salary, and job growth. Actual career pathways may look different depending on the individual and the local area job market.

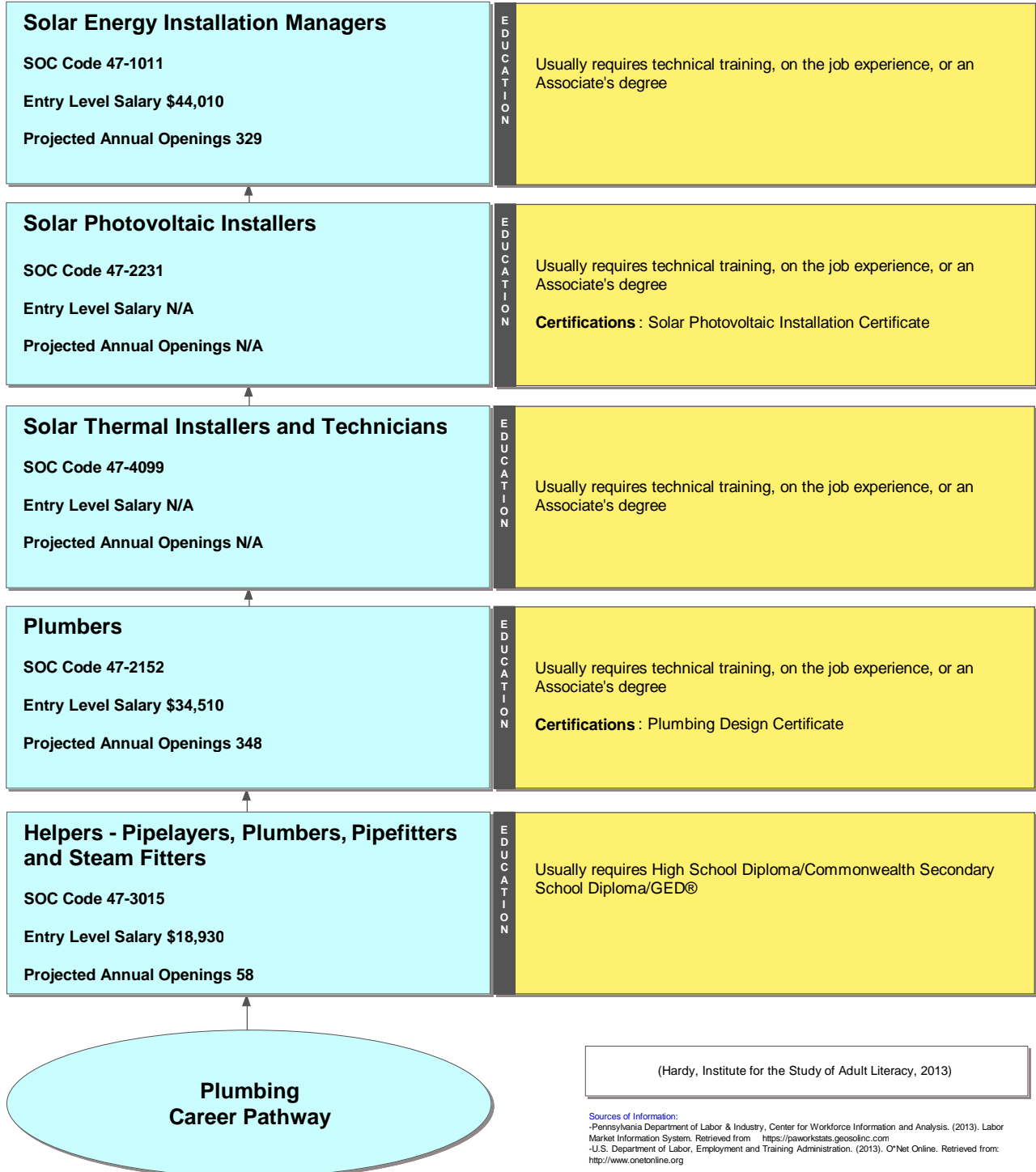
Career Pathways programs provide:

- workplace skills instruction
- GED® Tests preparation
- academic skills specific to the industry
- entrance exam preparation
- postsecondary transition preparation
- English language skills instruction
- goal setting/case management support
- provide employability/soft skills instruction

Postsecondary education and training available through:

- Local Career and Technology Centers
- Local Business Schools
- Local Technical Schools
- Local Community Colleges
- Local Universities

**North American Board of Certified Energy Practitioners (NABCEP)
American Society of Plumbing Engineers (ASPE)**



Career Pathway Map: Computer Programmers Statewide

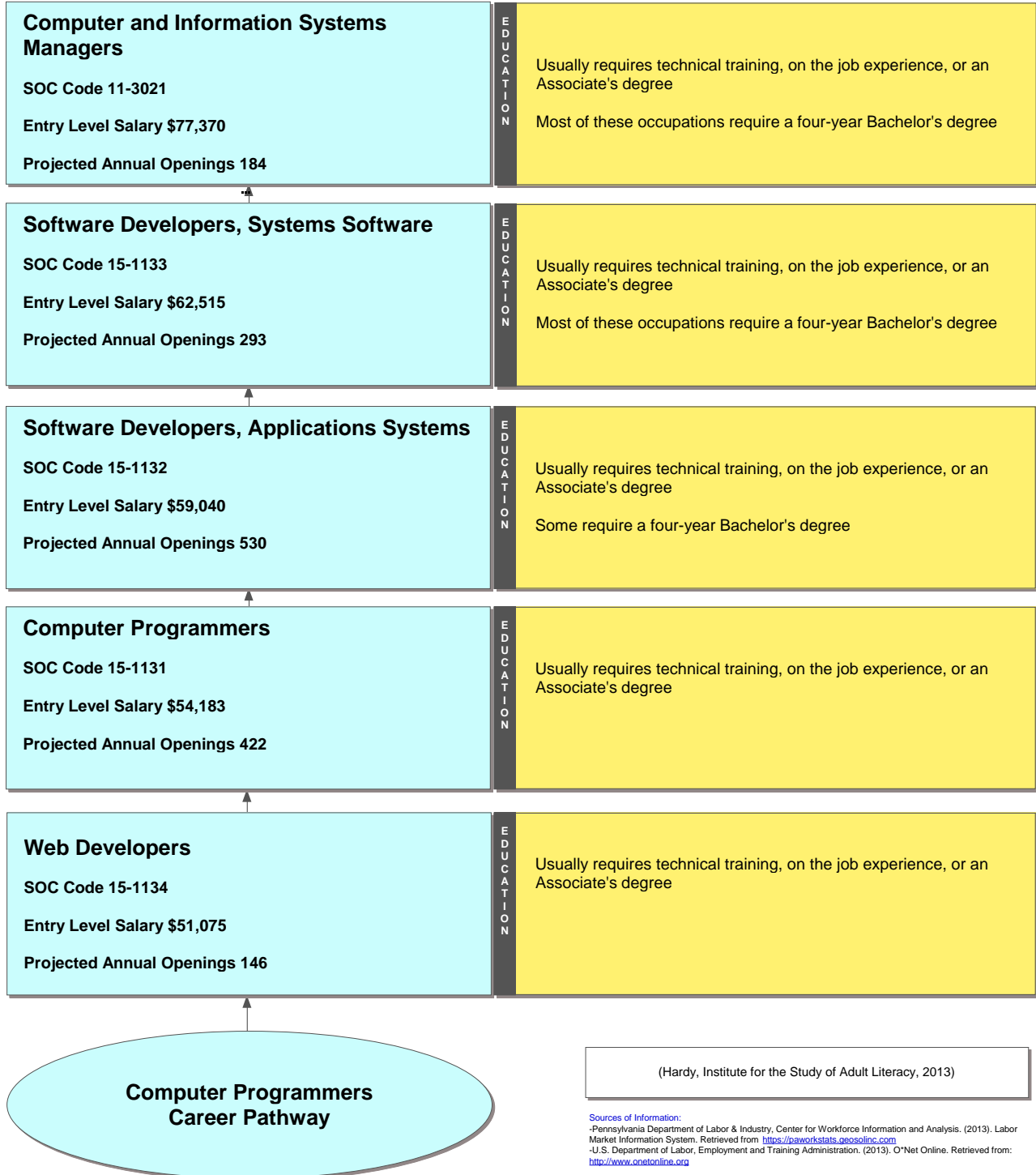
Information contained in this career pathways map encompasses the entire state of Pennsylvania. The information contains projections of anticipated openings, entry level salary, and job growth. Actual career pathways may look different depending on the individual and the local area job market.

Career Pathways programs provide:

- workplace skills instruction
- GED® Tests preparation
- academic skills specific to the industry
- entrance exam preparation
- postsecondary transition preparation
- English language skills instruction
- goal setting/case management support
- provide employability/soft skills instruction

Postsecondary education and training available through:

- Local Career and Technology Centers
- Local Business Schools
- Local Technical Schools
- Local Community Colleges
- Local Universities



Career Pathway Map: Sales Statewide

Information contained in this career pathways map encompasses the entire state of Pennsylvania. The information contains projections of anticipated openings, entry level salary, and job growth. Actual career pathways may look different depending on the individual and the local area job market.

Career Pathways programs provide:

- workplace skills instruction
- GED® Tests preparation
- academic skills specific to the industry
- entrance exam preparation
- postsecondary transition preparation
- English language skills instruction
- goal setting/case management support
- provide employability/soft skills instruction

Postsecondary education and training available through:

- Local Career and Technology Centers
- Local Business Schools
- Local Technical Schools
- Local Community Colleges
- Local Universities

Sales Managers

SOC Code 11-2022

Entry Level Salary \$61,060

Projected Annual Openings 228

E
D
U
C
A
T
I
O
N

Most require Bachelor's degree

Sales Representatives, Wholesale and Manufacturing

SOC Code 41-4012

Entry Level Salary \$35,610

Projected Annual Openings 2,007

E
D
U
C
A
T
I
O
N

Some require Bachelor's degree

Order Fillers, Wholesale and Retail Sales

SOC Code 43-5081

Entry Level Salary \$16,990

Projected Annual Openings 1,704

E
D
U
C
A
T
I
O
N

Usually requires High School Diploma/Commonwealth Secondary School Diploma/GED®

Customer Service Representatives

SOC Code 43-4051

Entry Level Salary \$22,520

Projected Annual Openings 3,949

E
D
U
C
A
T
I
O
N

Usually requires High School Diploma/Commonwealth Secondary School Diploma/GED®

Sales
Career Pathway

(Hardy, Institute for the Study of Adult Literacy, 2013)

Sources of Information:

- Pennsylvania Department of Labor & Industry, Center for Workforce Information and Analysis. (2013). Labor Market Information System. Retrieved from <https://paworkstats.geosolinc.com>
- U.S. Department of Labor, Employment and Training Administration. (2013). O*Net Online. Retrieved from: <http://www.onetonline.org>

Career Pathway Map: Surveyors Statewide

Information contained in this career pathways map encompasses the entire state of Pennsylvania. The information contains projections of anticipated openings, entry level salary, and job growth. Actual career pathways may look different depending on the individual and the local area job market.

Career Pathways programs provide:

- workplace skills instruction
- GED® Tests preparation
- academic skills specific to the industry
- entrance exam preparation
- postsecondary transition preparation
- English language skills instruction
- goal setting/case management support
- provide employability/soft skills instruction

Postsecondary education and training available through:

- Local Career and Technology Centers
- Local Business Schools
- Local Technical Schools
- Local Community Colleges
- Local Universities

Architectural and Engineering Managers

SOC Code 11-9041

Entry Level Salary \$83,330

Projected Annual Openings 112

E
D
U
C
A
T
I
O
N

Master's degree

Environmental Engineers

SOC Code 17-2081

Entry Level Salary \$54,470

Projected Annual Openings 114

E
D
U
C
A
T
I
O
N

Master's degree

Surveyors

SOC Code 17-1022

Entry Level Salary \$35,070

Projected Annual Openings 83

E
D
U
C
A
T
I
O
N

Bachelor's degree

Surveying & Mapping Technicians

SOC Code 17-3031

Entry Level Salary \$27,760

Projected Annual Openings 40

E
D
U
C
A
T
I
O
N

Usually requires technical training, on the job experience, or an Associate's degree

Surveyors Career Pathway

(Hardy, Institute for the Study of Adult Literacy, 2013)

Sources of Information:

- Pennsylvania Department of Labor & Industry, Center for Workforce Information and Analysis. (2013). Labor Market Information System. Retrieved from <https://paworkstats.geosolinc.com>
- U.S. Department of Labor, Employment and Training Administration. (2013). O*Net Online. Retrieved from: <http://www.onetonline.org>